


TRIGYN TECHNOLOGIES LIMITED
SHAREHOLDING PATTERN AS ON 30.06.2012

(I) (a) Statement showing Shareholding Pattern

SCRIP CODE : 517562		Name of Scrip : TRIGYNTECH		Class of Security : Equity		Quarter Ended : 30.06.2012			
Category Code	Partly paid up shares			Number of partly paid up shares		As a % of total number of partly paid up shares		As a % of total number of shares of the Company	
	Held by Promoter/Promoter group								
	Held by Public								
	Total			0		0.00		0.00	
	Outstanding Convertible Securities			Number of outstanding Securities		As a % of total No. of outstanding Con. Securities		As a % of total No. of shares of the Company, assuming full conversion of the Securities	
	Held by Promoter/Promoter group								
	Held by Public								
	Total			0		0.00		0.00	
	Warrants			Number of warrants		As a % of total number of warrants		As a % of total number of shares of the Company assuming full conversion of warrants	
	Held by Promoter/Promoter group								
	Held by Public								
	Total			0		0.00		0.00	
	Total paid up capital of the Company, assuming full conversion of warrants and convertible securities								
Category Code	Category of Shareholders	Number of Shareholders	Total No. of shares	Number of shares held in demated form	Total shareholding as a percentage of total number of shares As a percentage of		Shares pledged or otherwise encumbered		
(I)	(II)	(III)	(IV)	(V)	(A+B) ¹	(A+B+C)	Number of Shares	As a %	
(A)	Shareholding of Promoter and Promoter Group ²				(VI)	(VII)	(VIII)	X)=(VIII)/(IV)*10	
(1)	Indian								
(a)	Individuals/H.U.F	0	0	0	0.00	0.00	0	0.0000	
(b)	Central/State Government(s)								
(c)	Bodies Corporate	1	14159020	14159020	48.24	48.24	0	0.0000	
(d)	Financial Institutions/Banks								
(e)	Directors				0.00	0.00			
	Sub-Total (A)(1)	1	14159020	14159020	48.24	48.24	0	0.0000	
(2)	Foreign								
	Non Resident Individuals/Foreign								
(a)	Nationals								
(b)	Bodies Corporate	0	0	0	0.00	0.00			
(c)	Institutions								
(d)	Qualified Foreign Investor								
(e)	Any Other (specify)								
	Sub-Total (A)(2)	0	0	0	0.00	0.00	N.A	N.A	
	Total holding of Promoter and Promoter Group (A)=(A)(1)+(A)(2)	1	14159020	14159020	48.24	48.24	N.A	N.A	
(B)	Public Shareholding³								
(a)	Mutual Fund/UTI	0	0	0	0.0000	0.0000			
(b)	Financial Institutions/Banks	0	0	0	0.0000	0.0000			
(c)	Central/State Government(s)								
(d)	Venture Capital Funds								
(e)	Insurance Companies	0	0	0	0.00	0.00			
(f)	Foreign Institutional Investors	11	3400	0	0.0000	0.0000			
(g)	Foreign Venture Cap. Inv								
(h)	Qualified Foreign Investor								
(i)	Any Others (specify)								
	Sub-Total (B)(1)	11	3400	0	0.0116	0.0116			
(2)	Non Institutions								
(a)	Bodies Corporate	446	1706289	1702688	5.8138	5.81			
(b)	Individuals								
	i) Holding nominal share capital upto Rs. 1 lakh	12762	6825644	6732199	23.2570	23.26			
	ii) Holding nominal share capital in excess of Rs. 1 lakh	117	5973376	5973376	20.3531	20.35			
(c)	Qualified Foreign Investor								
(d)	Any Other(Directors - Others)	0	0	0	0.0000	0.0000			
	Overseas Corporate Bodies								
	Non Resident Rep	53	406214	406214	1.3841	1.3841			
	Non Rep	26	124793	123559	0.4252	0.4252			
	Non domestic Companies				0.0000	0.0000			
	Trusts	0	0	0	0.0000	0.0000			
	Any Other-Foreign National	1	150000	0					
	Sub-Total (B)(2)	13405	15186316	14938036	51.7444	51.74			
	Total Public shareholding (B)=(B)(1)+(B)(2)	13416	15189716	14938036	51.7559	51.76			
	TOTAL (A)+(B)	13417	29348736	29097056	100.0000	100.00			
(C)	Shares held by Custodians and against which Depository Receipts have been issued								
	1 Promoter and Promoter Group								
	2 Public								
	GRAND TOTAL (A)+(B)+(C)	13417	29348736	29097056	100.0000	100.0000			




(I) (b) Statement showing holding of securities (including shares, warrants, convertible securities) of persons belonging to the category "Promoter and Promoter Group"											
Sr.No.	Name of the shareholder	Details of Shares held		Encumbered shares(*)			Details of warrants		Details of convertible		Total shares (including underlying shares assuming full conversion)
		No of Shares held	As a % of grand total (A)+(B)+(C)	Number	As a Percentage	As a % of grand total (A)+(B)+(C) of sub-clause (I)(a)	No of warrants held	As a % of total number of warrants of the same class	Number of convertible securities held	As a % of total number of convertible securities of the same class	
(I)	(II)	(III)	(IV)	(V)	(VI) = (V)/(III)*100	(VII)	(VIII)	(IX)	(X)	(XI)	(XII)
1	UNITED TELECOMS LIMITED	14159020	48.24								
	TOTAL	14159020	48.24								

(*) The term "encumbrance" has the same meaning as assigned to it in regulation 28(3) of the SAST Regulations, 2011

(I)(c)(i) Statement showing holding of securities (including shares, warrants, convertible securities) of persons belonging to the category "Public" and									
Sr.No.	Name of the shareholder	Number of shares held	Shares as a percentage of total number of shares (i.e., Grand Total (A)+(B)+(C) indicated in Statement at para (I)(a) above)	Details of warrants		Details of convertible		Total shares (including underlying shares assuming full conversion of warrants and convertible securities as a % of diluted share capital)	
				No of warrants held	As a % of total number of warrants of the same class	Number of convertible securities held	As a % of total number of convertible securities of the same class		
1	TUSHAR VAIDYA	553870	1.89						
2	ATUL SETHI	541400	1.84						
3	VACHAN KAMATH	391185	1.33						
4	VIMAL KAMATH	390385	1.33						
5	SUNANDA CHAUDHURY VAIDYA	364630	1.24						
	TOTAL	2241470	7.64						


(I)(c)(ii) Statement showing holding of securities (including shares, warrants, convertible securities) of persons (together with PAC) belonging to the category "Public" and holding more than 5% of the total number of shares of the company									
Sr.No.	Name(s) of the shareholder(s) and the Persons Acting in Concert (PAC) with them	Number of shares	Shares as a percentage of total number of shares (i.e., Grand Total (A)+(B)+(C) indicated in Statement at para (I)(a) above)	Details of warrants		Details of convertible		Total shares (including underlying shares assuming full conversion of warrants and convertible securities as a % of diluted share capital)	
				No of warrants held	As a % of total number of warrants of the same class	Number of convertible securities held	As a % of total number of convertible securities of the same class		
1									
	TOTAL	0	0.00						



(1) (d) Statement showing details of locked in shares			
Sr. No.	Name of shareholder	No. of locked-in shares	Locked-in shares as percentage of total no. of shares {i.e. Grand Total(A)+(B)+C) indicated in statement at para(1)(a) above}
1	UNITED TELECOMS LIMITED	4140000	14.11
	TOTAL	4140000	14.11

(II) (a) Statement showing details of Depository Receipts (DRS)				
Sr. No.	Type of outstanding Dr(ADRs, GDRs, SDRs, etc)	No. of DRs	No. of shares underlying outstanding DRs	Shares underlying outstanding DRs as a percentage of total no. of shares {i.e. Grand Total (A)+(B)+C) indicated in
				0.00
	TOTAL	0	0	0.00

(II) (b) shares				
Sr. No.	Name of the DR Holder	Type of outstanding DR(ADRs, GDRs, SDRs, etc.)	No. of shares underlying outstanding DRs.	Shares underlying outstanding DRs as a percentage of total no. of shares {i.e. Grand Total (A)+(B)+C) indicated in
				0.00
	TOTAL		0	0.00



(III) Statement showing the voting pattern of shareholders, if more than one class of shares/securities is issued by the issuer (Give description of

Category code	Caegory of shareholder	Number of Voting Rights held in each class of securities			Total Voting Rights	Total Voting Rights (VI)	
		Class X	Class Y	Class Z	(III+IV+V)	As a % of (A+B)	As a % of (A+B+C)
(I)	(II)	(III)	(IV)	(V)	(VI)	(VII)	(VIII)
(A)	Promoter and Promoter Group						
(1)	Indian						
(a)	Individuals/Hindu Undivided Family						
(b)	Central/State Government(s)						
(c)	Bodies Corporate						
(d)	Financial Institutions/Banks						
(e)	Any Other (specify)						
	Sub-Total (A) (1)	N.A.	N.A.	N.A.	N.A.	N.A.	N.A.
(2)	Foreign						
(a)	Individuals (Non Resident/Foreign)						
(b)	Bodies Corporate						
(c)	Institutions						
(d)	Any Other (specify)						
	Sub-Total (A)(2)	N.A.	N.A.	N.A.	N.A.	N.A.	N.A.
	Total Shareholding of Ptomoter and Ptomoter Group (A)=(A)(1) + (A)(2)						
(B)	Public Shareholding						
(1)	Institutions						
(a)	Mutual Funds/UTI						
(b)	Financial Institutions/Banks						
(c)	Central/State Government(s)						
(d)	Venture Capital Funds						
(e)	Insurance Companies						
(f)	Foreign Institutional Investors						
(g)	Foreign Venture Capital Investors						
(h)	Any Other (specify)						
	Sub-Total (B) (1)	N.A.	N.A.	N.A.	N.A.	N.A.	N.A.
(2)	Non Instituons						
(a)	Bodies Corporate						
(b)	Individuals						
	i. Individual shareholders holding nominal share capital upto Rs. 1 lakh						
	ii. Individual shareholders holding nominal share capital in excess of Rs. 1 lakh.						
(c)	Any Other (specify)						
	Sub-Total (B) (2)	N.A.	N.A.	N.A.	N.A.	N.A.	N.A.
	TOTAL (A) + (B)	N.A.	N.A.	N.A.	N.A.	N.A.	N.A.
(C)	Shares held by Custodians and against which Depository Receipts have been issued						
	GRAND TOTAL (A)+(B)+(C)	N.A.	N.A.	N.A.	N.A.	N.A.	N.A.

