

FORD, RHODES, PARKS & CO.
CHARTERED ACCOUNTANTS

SAI COMMERCIAL BUILDING
312 / 313, 3RD FLOOR
BKS DEVSHI MARG
GOVANDI (EAST)
MUMBAI-400 088

TELEPHONE : (91) 22 67979819
: (91) 22 67979823
FAX : (91) 22 67979822
EMAIL : frptax@vsnl.com

Auditor's Report On Year to date Standalone Financial Results of the Company Pursuant to
Clause 41 of the Listing Agreement

To

Board of Directors of Trigyn Technologies Limited
27,SDF-I, SEEPZ,SEZ,
Andheri East, Mumbai 400 096

We have audited the quarterly financial results of Trigyn Technologies Limited for the quarter ended March 31, 2013 and the year to date result for the period April 1, 2012 to March 31, 2013 attached herewith, being submitted by the company pursuant to the requirement of clause 41 of the Listing Agreement except for the disclosures regarding 'Public Shareholding' and 'Promoter and Promoter Group Shareholding' which have been traced from disclosures made by the management and have not been audited by us. These quarterly financial results as well as the year to date financial results have been prepared on the basis of the interim financial statements, which are the responsibility of the company's management. Our responsibility is to express an opinion on these financial results based on our audit of such interim financial statements, which have been prepared in accordance with the recognition and measurement principles laid down in Accounting Standard (AS) 25, Interim Financial Reporting, issued pursuant to the Companies (Accounting Standards) Rules, 2006 as per section 211(3C) of the Companies Act, 1956 or by the Institute of Chartered Accountants of India and other accounting principles generally accepted in India.


We conducted our audit in accordance with the auditing standards generally accepted in India. Those standards require that we plan and perform the audit to obtain reasonable assurance about whether the financial results are free of material misstatement(s). An audit includes examining, on a test basis, evidence supporting the amounts disclosed as financial results. An audit also includes assessing the accounting principles used and significant estimates made by management. We believe that our audit provides a reasonable basis for our opinion.

In our opinion and to the best of our information and according to the explanations given to us these quarterly financial results and year to date financial results:

- (i) are presented in accordance with the requirements of clause 41 of the Listing Agreement in this regard; and
- (ii) give a true and fair view of the net profit and other financial information for quarter ended March 31, 2013 and the year to date result for the period April 1, 2012 to March 31, 2013.

Further, we also report that we have, on the basis of the books of account and other records and information and explanations given to us by the management, also verified the number of shares as well as percentage of shareholdings in respect of aggregate amount of public shareholdings, as furnished by the company in terms of clause 35 of the Listing Agreement and found the same to be correct.

For Ford, Rhodes, Parks & Co.
Chartered Accountants
Firm Registration No. 102860W



B.S.S. Shetty
Partner
Membership No. 6031



Mumbai
Date : May 28, 2013

Also at : BANGALORE • CHENNAI • KOLKATA •

FORD, RHODES, PARKS & CO.
CHARTERED ACCOUNTANTS

SAI COMMERCIAL BUILDING
312 / 313, 3RD FLOOR
BKS DEVSHI MARG
GOVANDI (EAST)
MUMBAI-400 088

TELEPHONE : (91) 22 67979819
: (91) 22 67979823
FAX : (91) 22 67979822
EMAIL : frptax@vsni.com

Auditor's Report On Year to Date Consolidated Results of the Company Pursuant to Clause 41
of the Listing Agreement

To

Board of Directors of Trigyn Technologies Limited
27,SDF-I, SEEPZ,SEZ,
Andheri East,Mumbai 400 096

We have audited the quarterly financial results of Trigyn Technologies Limited for the quarter ended March 31, 2013 and the consolidated year to date result for the period April 1, 2012 to March 31, 2013 attached herewith, being submitted by the company pursuant to the requirement of clause 41 of the Listing Agreement except for the disclosures regarding 'Public Shareholding' and 'Promoter and Promoter Group Shareholding' which have been traced from disclosures made by the management and have not been audited by us. These quarterly financial results as well as the consolidated Year to date financial results have been prepared from consolidated interim financial statements, which are the responsibility of the company's management. Our responsibility is to express an opinion on these consolidated financial results based on our audit of such consolidated interim financial statements, which have been prepared in accordance with the recognition and measurement principles laid down in Accounting Standard (AS) 25, Interim Financial Reporting, issued pursuant to the Companies (Accounting Standards) Rules, 2006 as per section 211(3C) of the Companies Act, 1956 or by the Institute of Chartered Accountants of India and other accounting principles generally accepted in India.


We conducted our audit in accordance with the auditing standards generally accepted in India. Those standards require that we plan and perform the audit to obtain reasonable assurance about whether the financial results are free of material misstatement(s). An audit includes examining, on a test basis, evidence supporting the amounts disclosed as financial results. An audit also includes assessing the accounting principles used and significant estimates made by management. We believe that our audit provides a reasonable basis for our opinion.

We have relied on the unaudited financial statements of 2 (two) subsidiaries, included in the consolidated year to date financial results, whose consolidated interim financial statements reflect total assets of Rs.575.98lacs as at March 31,2013, as well as the total revenue of Rs NIL for the year April 1,2012 to March 31,2013. These interim financial statements and other financial information as approved by the Board of Directors have been furnished to us by the Management, and our opinion on the Year to date financial results, to the extent they have been derived from such interim financial statements is based solely on such approved unaudited financial statements.

In our opinion and to the best of our information and according to the explanations given to us these quarterly financial results as well as the consolidated Year to date financial results:

- (i) include the quarterly financial results and year to date financial results of the entities per Annexure - 1,
- (ii) have been presented in accordance with the requirements of clause 41 of the Listing Agreement in this regard; and
- (iii) give a true and fair view of the net profit and other financial information for the quarter ended March 31,2013 as well as the consolidated year to date results for the period April 1,2012 to March 31,2013.

Also at : BANGALORE • CHENNAI • KOLKATA •



FORD, RHODES, PARKS & CO.


Further, we also report that we have, on the basis of the books of account and other records and information and explanations given to us by the management, also verified the consolidated number of shares as well as percentage of shareholdings in respect of aggregate amount of consolidated public shareholdings, as furnished by the company in terms of clause 35 of the Listing Agreement and found the same to be correct.

For Ford, Rhodes, Parks & Co.
Chartered Accountants
Firm Registration No. 102860W



B.S.S. Shetty
Partner
Membership No. 6031

Mumbai
Date : May 28, 2013



Annexure 1

Entities Considered for Consolidation:

S. No.	Company Name	Relationship
1	Trigyn Technologies Limited	Holding Company
2	Leading Edge Infotech Limited	Subsidiary Company
3	eCapital Solutions (Bermuda) Limited	Subsidiary Company
4	Trigyn Technologies (India) Pvt. Ltd.	Step Down Subsidiary Company
5	Trigyn Technologies Europe GmbH	Step Down Subsidiary Company
6	Trigyn Technologies Inc.	Step Down Subsidiary Company

Entities Not Considered for Consolidation:

S. No.	Company Name	Relationship
1	Trigyn Technologies Limited,UK	Step Down Subsidiary Company
2	eVector (Cayman) Limited & its subsidiaries ('EVCL')	Step Down Subsidiary Company
3	eCapital Solutions (Mauritius) Ltd.	Step Down Subsidiary Company
4	Applisoft Inc	Subsidiary Company



Trigyn Technologies Limited

Registered Office: 27, SDF-I, SEEPZ, Andheri (East), Mumbai 400 096


PART I - STATEMENT OF AUDITED FINANCIAL RESULTS FOR THE QUARTER / YEAR ENDED MARCH 31, 2013 (Ammended)

(Rs. in Lakhs)

Sr. No.	Particulars	Quarter ended			Year ended		Consolidated Results	
		Mar 31, 2013 (Audited)	Dec 31, 2012 (Unaudited)	March 31, 2012 (Audited)	March 31, 2013 (Audited)	March 31, 2012 (Audited)	March 31, 2013 (Audited)	March 31, 2012 (Audited)
1	Income from operations							
	(a) Income from operations	1,153.45	875.44	782.59	3,892.51	2,919.26	34,805.91	27304.36
	(b) Other operating income	(17.27)	5.19	24.84	36.54	89.20	36.54	89.20
	Total income from operations (net)	1,136.18	880.63	807.43	3,929.05	3,008.46	34,842.45	27,393.56
2	Expenses							
	(a) Employee benefits expense	691.55	698.84	574.60	2,798.16	2,138.48	24,074.45	9344.57
	(b) Depreciation and amortisation expense	19.16	19.19	20.83	77.40	93.72	81.80	100.00
	(c) Other expenses	177.45	239.94	176.85	724.37	559.08	8,540.90	16467.07
	Total expenses	888.16	957.97	1,009.93	3,599.93	2,791.28	32,697.15	25,911.64
3	Profit / (Loss) from operations before other income, finance costs and exceptional items (1-2)	248.02	(77.34)	(202.50)	329.12	217.18	2,145.30	1,481.92
4	Other income							
	(a) Net foreign exchange gain / (loss)	(181.57)	295.80	-	138.95	357.82	138.95	376.13
	(b) Others	70.65	23.67	16.34	144.62	129.90	149.55	146.25
	Total other income	(110.92)	319.47	16.34	283.57	487.72	288.50	522.38
5	Profit / (Loss) from ordinary activities before finance costs and exceptional items (3 + 4)	137.10	242.13	(186.16)	612.69	704.90	2,433.80	2,004.30
6	Finance costs	8.09	8.00	12.93	30.02	35.58	45.18	42.90
7	Profit / (Loss) from ordinary activities after finance costs but before exceptional items (5 - 6)	129.01	234.13	(199.09)	582.67	669.32	2,388.62	1,961.40
8	Exceptional items	-	-	-	-	-	-	(404.86)
9	Profit / (Loss) from ordinary activities before tax (7 + 8)	129.01	234.13	(199.09)	582.67	669.32	2,388.62	1,556.54
10	Tax expense							
	(a) Current tax	62.62	-	(58.60)	167.82	143.39	844.43	478.38
	(b) Deferred tax charge /(credit)	(18.18)	-	(7.00)	(21.18)	(80.56)	(21.18)	(80.56)
	(c) Prior period tax adjustments	-	-	38.29	-	84.94	-	84.94
	Total tax expenses	44.44	-	(27.31)	146.64	147.77	823.25	482.76
11	Net Profit / (Loss) from ordinary activities after tax (9 - 10)	84.57	234.13	(171.78)	436.03	521.55	1,565.37	1,073.78
12	Extraordinary items (net of tax expense)	2.19	(1.05)	-	-	-	-	-
13	Net Profit / (Loss) for the period (11 + 12)	86.76	233.08	(171.78)	436.03	521.55	1,565.37	1,073.78
14	Paid-up equity share capital (face value Rs. 10 per share)	2,934.87	2,934.87	2,934.87	2,934.87	2,934.87	2,934.87	2,934.87
15	Reserve excluding Revaluation Reserves (as per balance sheet)							
16.i	Earnings per share (before extraordinary items not annualised)							
	(a) Basic	0.29	0.80	(0.59)	1.49	1.79	5.33	5.08
	(b) Diluted	0.29	0.80	(0.59)	1.49	1.75	5.33	4.97
16.ii	Earnings per share (after extraordinary items not annualised)							
	(a) Basic	0.29	0.80	(0.59)	1.49	1.79	5.33	3.69
	(b) Diluted	0.29	0.80	(0.59)	1.49	1.75	5.33	3.61



Place : Mumbai
Date : May 28, 2013



For Trigyn Technologies Limited

R. Ganapathi
Chairman & Executive Director

Trigyn Technologies Limited


Registered Office: 27, SDF-I, SEEPZ, Andheri (East), Mumbai 400 096

PART II - SELECT INFORMATION FOR THE QUARTER ENDED MARCH 31, 2013 (Ammended)

Sr. No.	Particulars	Quarter ended			Year ended		Consolidated Results	
		Mar 31, 2013 (Audited)	Dec 31, 2012 (Unaudited)	March 31, 2012 (Audited)	March 31, 2013 (Audited)	March 31, 2012 (Audited)	March 31, 2013 (Audited)	March 31, 2012 (Audited)
A	PARTICULARS OF SHAREHOLDING							
1	Public shareholding	15,189,716	15,189,716	15,189,716	15,189,716	15,189,716	15,189,716	15,189,716
	- Number of shares							
	- Percentage of shareholding	51.76%	51.76%	51.76%	51.76%	51.76%	51.76%	51.76%
2	Promoters and Promoter Group Shareholding							
a)	Pledged / Encumbered							
	- Number of shares	-	-	-	-	-	-	-
	- Percentage of shares (as a % of the total shareholding of promoter and promoter group)	-	-	-	-	-	-	-
	- Percentage of shares (as a % of the total share capital of the company)	-	-	-	-	-	-	-
b)	Non - encumbered							
	- Number of shares	14,159,020	14,159,020	14,159,020	14,159,020	14,159,020	14,159,020	14,159,020
	- Percentage of shares (as a % of the total shareholding of the Promoter and Promoter group)	100%	100%	100%	100%	100%	100%	100%
	- Percentage of shares (as a % of the total share capital of the company)	48.24%	48.24%	48.24%	48.24%	48.24%	48.24%	48.24%



TRIGYN
technologies

Particulars	Quarter ended Mar 31, 2013
INVESTOR COMPLAINTS	
Pending at the beginning of the quarter	NIL
Received during the quarter	NIL
Disposed of during the quarter	NIL
Remaining unresolved at the end of the quarter	NIL



STATEMENT OF ASSETS AND LIABILITIES (Ammended)		(Rs. in Lakhs)			
		Standalone		Consolidated	
Particulars		Year Ended Mar 31, 2013	Year Ended Mar 31, 2012	Year Ended Mar 31, 2013	Year Ended Mar 31, 2012
A	EQUITY AND LIABILITIES				
1	Shareholders' funds				
	(a) Share capital	2,934.87	2,934.87	2,934.87	2,934.87
	(b) Reserves and surplus	7,773.99	7,337.96	6,878.99	5,193.82
	(c) Money received against share warrants				
		10,708.86	10,272.83	9,813.86	8,128.69
	NON-CURRENT LIABILITIES				
	Long-term borrowings			51.64	49.26
	Other Long-term liabilities			7.91	7.54
				59.55	56.80
	CURRENT LIABILITIES				
	Trade payables	125.69	84.46	1,570.91	1,291.25
	Other current liabilities	1,513.20	1,529.35	1,930.99	1,893.69
	Short-term provisions	278.96	61.34	632.49	203.08
	Sub-total - Current Liabilities	1,917.85	1,675.15	4,134.39	3,388.02
		12,626.71	11,947.98	14,007.80	11,573.51
B	ASSETS				
1	Non-current assets				
	(a) Fixed assets	156.74	169.18	168.55	174.50
	(b) Non-current investments	4,568.04	4,568.04	1.04	1.04
	(c) Deferred tax assets (net)	101.74	80.56	101.74	80.56
	(d) Long-term loans and advances	1,621.02	1,475.03	1,615.68	1,477.89
	(e) Other non-current assets	858.33	789.78	858.38	789.83
	Sub-total - Non-current assets	7,305.87	7,082.59	2,745.39	2,523.82
2	Current assets				
	(a) Trade receivables	2,522.32	2,271.50	9,572.44	7,253.77
	(b) Cash and cash equivalents	741.24	638.96	1,222.91	1,312.95
	(c) Short-term loans and advances	273.01	305.10	347.09	366.06
	(d) Other current assets	1,784.27	1,649.83	119.97	116.91
	Sub-total - Current assets	5,320.84	4,865.39	11,262.41	9,049.69
	TOTAL - ASSETS	12,626.71	11,947.98	14,007.80	11,573.51

TRIGYN
technologies



NOTES TO FINANCIAL RESULTS : (Ammended)

1. The results have been reviewed by Audit Committee and approved by Board in their meetings held on 28th May 2013.
2. The Consolidated results are prepared in accordance with the accounting standards (AS 21) " Consolidated Financial Statements" notified pursuant to the Companies (Accounting Standards) Rules, 2006 as amended.
3. The Company has only one reportable segment- "Communications and information technology staffing support services" - in terms of Accounting Standard 17 "Segment Reporting" mandated by Rule 3 of the Companies ("Accounting Standards") Rules, 2006.
4. The figures of last quarter are the balancing figures between audited figures in respect of the full financial year and the published year to date figures upto the third quarter of the current financial year.
5. Figures for the previous year have been rearranged wherever necessary.



TRIGYN
technologies

Place : Mumbai
Date : May 28, 2013

For Trigyn Technologies Limited



R. Ganapathi
Chairman & Executive Director

