


Trigyn Technologies Limited

Registered Office: 27, SDF-I, SEEPZ, Andheri (East), Mumbai 400 096

CONSOLIDATED FINANCIAL RESULTS OF TRIGYN TECHNOLOGIES LIMITED FOR THE YEAR ENDED MARCH 31, 2012



PART I		(Rs. in Lakhs)	
Sr. No.	Particulars	Year ended	
		March 31, 2012 (Audited)	March 31, 2011 (Audited)
1	Income from operations		
	(a) Income from operations	27,304.36	23,454.72
	(b) Other operating income	89.20	-
	Total income from operations (net)	27,393.56	23,454.72
2	Expenses		
	(a) Employee benefits expense	9,344.57	7,270.26
	(b) Depreciation and amortisation expense	100.00	95.85
	(c) Net foreign exchange loss	-	-
	(d) Payment to consultants	15,526.52	13,782.75
	(e) Other expenses	940.55	967.05
	Total expenses	25,911.64	22,115.91
3	Profit / (Loss) from operations before other income, finance costs and exceptional items (1-2)	1,481.92	1,338.81
4	Other income		
	(a) Net foreign exchange gain	376.13	-
	(b) Others	146.25	198.60
	Total Other Income	522.38	198.60
5	Profit / (Loss) from ordinary activities before finance costs and exceptional items (3 + 4)	2,004.29	1,537.41
6	Finance costs	42.90	34.83
7	Profit / (Loss) from ordinary activities after finance costs but before exceptional items (5 - 6)	1,961.39	1,502.58
8	Exceptional items (refer note 2 below)	(404.86)	3,119.10
9	Profit / (Loss) from ordinary activities before tax (7 + 8)	1,556.53	4,621.68
10	Tax expense :		
	(a) Current Tax	478.38	401.03
	(b) Deferred tax credit	(80.56)	-
	(c) Prior period tax adjustments	84.94	4.97
	Total tax Expenses	482.76	406.00
11	Net Profit / (Loss) from ordinary activities after tax (9 - 10)	1,073.77	4,215.68
12	Extraordinary items (net of tax expense)	-	-
13	Net Profit / (Loss) for the period (11 + 12)	1,073.77	4,215.68
14	Share of profit / (loss) of associates*	-	-
15	Minority interest *	-	-
16	Net Profit / (Loss) after taxes, minority interest and share of profit / (loss) of associates (13 + 14 + 15) *	1,073.77	4,215.68
17	Paid-up equity share capital (face value of Rs.10 per share)	2,934.87	2,790.37
18	Reserve excluding Revaluation Reserves as per balance sheet of previous accounting year	4,959.44	3,758.36
19.i	Earnings per share (before extraordinary items not annualised)		
	(a) Basic	5.08	4.13
	(b) Diluted	4.97	4.03
19.ii	Earnings per share (after extraordinary items not annualised)		
	(a) Basic	3.69	15.89
	(b) Diluted	3.61	15.50

Notes on Consolidated Financial Results:

1. The above results were reviewed by the Audit Committee and approved by the Board of Directors at their respective meetings held on August 27, 2012.
2. Exceptional items of Rs. 3119.10 Lacs for the year ended March 31, 2011 includes minority interest written back of Rs. 3471.07 Lacs and other adjustment of Rs. 351.97 Lacs on account of winding up / liquidation of certain subsidiaries / step down subsidiaries. Exceptional items for the quarter and the year ended on March 31, 2012 represents claims of Rs. 303.02 Lacs of party settled out of court by Trigyn Technologies Inc, the wholly owned subsidiary company and Rs. 101.84 lacs provided towards doubtful advances from a party.
3. The Company derives significant part of its revenue from its step down subsidiary, Trigyn Technologies Inc, which has contracts with United Nations. One of its significant contract with United Nations is due to expire on October 31, 2012. The management is hopeful for the long term renewal of the contract.
4. Previous periods figures have been regrouped or rearranged wherever necessary.

For Trigyn Technologies Limited



R. Ganapathi
R. Ganapathi
Chairman & Executive Director

Place : Mumbai
Date : August 27, 2012



Trigyn Technologies Limited

Registered Office: 27, SDF-I, SEEPZ, Andheri (East), Mumbai 400 096

STANDALONE FINANCIAL RESULTS OF TRIGYN TECHNOLOGIES LIMITED FOR THE YEAR ENDED MARCH 31, 2012

(Rs. in Lakhs)


Sr. No.	Particulars (Refer Notes Below)	Year ended	
		March 31, 2012	March 31, 2011
		(Audited)	(Audited)
1	Income from operations		
	(a) Income from operations	2,919.26	2,746.92
	(b) Other operating income	89.20	-
	Total income from operations (net)	3,008.46	2,746.92
2	Expenses		
	(a) Employee benefits expense	2,138.48	1,636.62
	(b) Depreciation and amortisation expense	93.72	89.74
	(c) Net foreign exchange loss	-	16.09
	(d) Other expenses	559.08	614.49
	Total expenses	2,791.28	2,356.94
3	Profit / (Loss) from operations before other income, finance costs and exceptional items (1-2)	217.18	389.98
4	Other income		
	(a) Net foreign exchange gain	357.82	-
	(b) Others	129.90	184.12
	Total other income	487.72	184.12
5	Profit / (Loss) from ordinary activities before finance costs and exceptional items (3 + 4)	704.90	574.10
6	Finance costs	35.58	30.09
7	Profit / (Loss) from ordinary activities after finance costs but before exceptional items (5 - 6)	669.32	544.01
8	Exceptional items	-	-
9	Profit / (Loss) from ordinary activities before tax (7 + 8)	669.32	544.01
10	Tax expense		
	(a) Current tax	143.39	-
	(b) Deferred tax credit	(80.56)	-
	(c) Prior period tax adjustments	84.94	-
	Total tax expenses	147.77	-
11	Net Profit / (Loss) from ordinary activities after tax (9 - 10)	521.55	544.01
12	Extraordinary items (net of tax expense)	-	-
13	Net Profit / (Loss) for the period (11 + 12)	521.55	544.01
14	Paid-up equity share capital (face value Rs. 10 per share)	2,934.87	2,790.37
15	Reserve excluding Revaluation Reserves (as per balance sheet)	7,337.96	6,689.11
16.i	Earnings per share (before extraordinary items not annualised)		
	(a) Basic	1.79	2.05
	(b) Diluted	1.75	2.00
16.ii	Earnings per share (after extraordinary items not annualised)		
	(a) Basic	1.79	2.05
	(b) Diluted	1.75	2.00



Place : Mumbai
Date : August 27, 2012

For Trigyn Technologies Limited


R. Ganapathi
Chairman & Executive Director



PART II - SELECT INFORMATION FOR THE YEAR ENDED MARCH 31, 2012


Sr. No.	Particulars	Year ended	
		March 31, 2012	March 31, 2011
A	PARTICULARS OF SHAREHOLDING		
1	Public shareholding		
	- Number of shares	15,189,716	15,189,716
	- Percentage of shareholding	51.76%	54.44%
2	Promoters and Promoter Group Shareholding		
a)	Pledged / Encumbered		
	- Number of shares	-	-
	- Percentage of shares (as a % of the total shareholding of promoter and promoter group)	-	-
	- Percentage of shares (as a % of the total share capital of the company)	-	-
b)	Non - encumbered		
	- Number of shares	14,159,020	12,714,020
	- Percentage of shares (as a % of the total shareholding of the Promoter and Promoter group)	100.00%	100%
	- Percentage of shares (as a % of the total share capital of the company)	48.24%	45.56%

Particulars	Quarter ended March 31, 2012
INVESTOR COMPLAINTS	
Pending at the beginning of the quarter	-
Received during the quarter	-
Disposed of during the quarter	-
Remaining unresolved at the end of the quarter	-

AUDITED STATEMENT OF ASSETS AND LIABILITIES - TRIGYN TECHNOLOGIES LIMITED

(Rs. in Lakhs)


Particulars	STANDALONE		CONSOLIDATED		
	As at	As at	As at	As at	
	March 31, 2012	March 31, 2011	March 31, 2012	March 31, 2011	
A	EQUITY AND LIABILITIES				
1	Shareholders' funds				
	(a) Share capital	2,934.87	2,790.37	2,934.87	2,790.37
	(b) Reserves and surplus	7,337.96	6,689.11	5,193.82	3,742.86
	(c) Money received against share warrants	-	67.95	-	67.95
	Sub-total - Shareholders' funds	10,272.83	9,547.43	8,128.69	6,601.18
2	Non-Current Liabilities				
	Long-term borrowings	-	-	49.26	43.03
	Other Long-term liabilities	-	-	7.54	6.59
	Sub-total - Non Current liabilities	-	-	56.80	49.62
3	Current liabilities				
	(a) Trade payables	84.46	63.56	1,291.25	786.76
	(b) Other current liabilities	1,529.35	1,397.47	1,893.69	1,751.49
	(c) Short-term provisions	61.34	37.11	203.08	337.02
	Sub-total - Current liabilities	1,675.15	1,498.14	3,388.02	2,875.27
	TOTAL - EQUITY AND LIABILITIES	11,947.98	11,045.57	11,573.51	9,526.07
B	ASSETS				
1	Non-current assets				
	(a) Fixed assets	169.18	159.60	174.50	168.30
	(b) Non-current investments	4,568.04	4,568.04	1.04	1.04
	(c) Deferred tax assets (net)	80.56	-	80.56	-
	(d) Long-term loans and advances	1,475.03	300.32	1,477.89	317.80
	(e) Other non-current assets	789.78	725.56	789.83	725.61
	Sub-total - Non-current assets	7,082.59	5,753.52	2,523.82	1,212.75
2	Current assets				
	(a) Trade receivables	2,271.50	1,407.43	7,253.13	5,648.16
	(b) Cash and cash equivalents	638.96	1,839.80	1,312.95	2,268.90
	(c) Short-term loans and advances	305.10	109.44	366.06	272.00
	(d) Other current assets	1,649.83	1,935.38	116.91	124.26
	Sub-total - Current assets	4,865.39	5,293.05	9,049.05	8,313.32
	TOTAL - ASSETS	11,947.98	11,045.57	11,573.51	9,526.07




28

Notes on Financial Results of Trigyn Technologies Limited:


1. The above results were reviewed by the Audit Committee and approved by the Board of Directors of Trigyn Technologies Limited ("the Company") at their respective meetings held on August 27, 2012.
2. The Company derives significant part of its revenue from its step down subsidiary, Trigyn Technologies Inc, which has contracts with United Nations. One of its significant contract with United Nations is due to expire on October 31, 2012. The management is hopeful for the long term renewal of the contract.
3. During the year ended on March 31, 2012, the paid up share capital of the Company has increased from Rs. 2,790.37 Lacs to Rs. 2,934.87 Lacs consequent to allotment of the equity shares on conversion of 1,445,000 preferential warrants on June 2, 2011 to United Telecoms Limited, the Promoters.
4. During the period, the management has carried out the business valuation of its step down subsidiary, Trigyn Technologies Inc, a subsidiary of the Company's subsidiary, eCapital Solutions Bermuda Limited, from an Independent valuer. Based on the valuation report, the Board of Directors believes that the diminution in value, other-than-temporary, in the carrying value of its investment in eCapital Solutions Bermuda Limited has been adequately provided for. In view of the above, the qualification of statutory auditors in their audit report, in this regard, for the year ended March 31, 2011 and also in their subsequent limited review reports for the quarters ended upto March 31, 2012 has been adequately dealt with.
5. The Company has only one reportable segment- "Communications and information technology staffing support services" - in terms of Accounting Standard 17 "Segment Reporting" mandated by Rule 3 of the Companies ("Accounting Standards") Rules, 2006.
6. The current period figures in this Statement have been reported in the format recommended as per the SEBI circular dated April 16, 2012. The comparative figures have also been accordingly restated to conform to the current period presentation.



Place : Mumbai
Date : August 27, 2012



For Trigyn Technologies Limited


R. Ganapathi
Chairman & Executive Director